




### INSIDE THIS ISSUE:

School News	1
Principal's Corner	2-3
Local News	4-5
Horoscopes	5
Book Talk	6
Arts & Entertainment	6-7
Creative Corner	8
Teacher Spotlight	8
Lion Listeners	9
Creative Writing	9
Lost & Found	10
Important Dates	10



# A Lion's Life

Spring Avenue Elementary School  
Newspaper

VOLUME 1, ISSUE 3

WEDNESDAY MARCH 4 2009

## Fun Continues After School

By MaryKate C.

Many kids seem to like this year's Spring Avenue After 3 classes, especially if you like making jewelry, making puppets, classic yard games, and more. If you want to learn martial arts, then this is the place for you.

Maybe you will want to go to the science lab class and learn about the ecosystem and food webs, or perhaps dazzling décor is the class for you. At that class, you can make fun decorations for your room.

Maybe you would

enjoy glass painting. When you go to that class you can learn the art of painting on glass.

Maybe you would want to do a treasure box. When you go there you will make a small wooden box into a fun decoration. After 3:00 classes are fun for everyone at Spring Avenue School!



An After 3 class meets in the gym to play games.

## Cutting Hair, Growing Support

By: Abby Y.

What is an inexpensive way to give back? The answer is Locks of Love.

Locks of Love is a non profit charity that makes donated hair into wigs to give to children who have lost their hair for medical reasons.

This charity is only in the United States of America. They accept hair and money donations. Many students and teachers from Spring Avenue School have given back for a good cause.

Brenna S, a 4th grader at Spring says, "I cut my hair

this Winter. It feels great, and I want to do it again."

Katie W., another 4th grader also donated her hair.

"I did it to help people out with cancer. It is easy for me to donate my hair because it grows so fast. I've already done it twice!"

MaryKate C, a 5th grader, says, "I think it is a good idea but just not with my hair."

Kids may have different opinions about this charity but most of the negative comments are just because of the lack of information.

There are certain requirements for hair and how it is sent. Here are the basic requirements:

- 1) Hair must be at least 10 inches in length.
- 2) Hair must be dry, and in a plastic bag when sent.
- 3) No chemically treated hair.
- 4) No dreadlocks.
- 5) Try not to send in any gray hairs.

For where to send your hair and more information, go to [www.locksoflove.com](http://www.locksoflove.com).



# Principal's Corner

By: Mrs. Webb



**Spring Avenue students have also been working hard to meet their goals in reading, writing and math. February conferences had excellent attendance; we appreciate your commitment to attending these parent-teacher meetings.**

Dear Spring Avenue Families,

We are busy and getting busier! We are happy to write you about some exciting changes for which we are planning now!

As you may know, we are finalizing plans with our school board to add new classrooms onto our school. The construction bids are being approved and we hope to be moving ahead this spring. I will be writing additional notes to be placed in your Wednesday envelope with more details as they become available.

For now, please know that our architect and construction committees (made up of staff and parents) are planning ways to make this a learning experience that is as positive as possible. By learning about demolition and construction we hope to help students be a part of "building the future!"

We will have a ground-breaking ceremony and include our newspaper crew for reporting and taking pictures along the way. We will be updating our website so you may be a part of this as well. Please contact me if you would like to be included on this committee as you learn more information. Committee Chairs are Mrs. Webb and Ms. Marek.

In addition, we are developing a Playground Committee that will also include students, staff and parents to begin planning stages for our new playground. We are assigning two parts to this committee: one that will begin discussions about how to enjoy recess without a playground for approximately two months. (Plan for activities, materials, supplies, and equipment).

The second part will be to research and decide the best possible playground to



design and begin ordering. We will target our initial plans to include possibilities to build upon as years go by. If you have interest in this committee or have interest in this area, please contact me. Committee Chairs are Mrs. Webb and Mr. Arneson, along with the guidance and suggestions by Cathy Johnson, our district business manager.

Student council members and other interested, committed students will be included in making decisions for these big changes. We are challenging students to write persuasive essays to submit for our consideration.

Spring Avenue students have also been working hard to meet their goals in reading, writing and math. February conferences had excellent attendance; we appreciate your commitment to attending these parent-teacher meetings. If you have not met with your child's teachers, please contact the teacher as soon as possible.

One of the most important upcoming events is our Kindergarten Roundup on March 4<sup>th</sup>, 2009. We are hoping for a great turnout so we can plan carefully for next year. If you have friends or neighbors who have incoming kindergartners, please have them contact us at once. Also, if you know of someone who is considering our school and another school, please let us know so we can plan for that child, just in case.

We appreciate your help with this.

Please help us with safety in the morning. Your child is not supposed to arrive before 8:20 and many students are coming to school much earlier. Students will be asked to wait outside the front doors or at the backdoor until 8:20, at which point they may enter the building for accelerated math class or to wait for the morning kick off. If students are on safety patrol, we ask that they arrive at 8:10 so they can be at their posts by 8:15.

Lunchtime is another area where we need some help from you. Students should always consult the menu before ordering a hot lunch. They will be asked to eat their hot lunch if they order this. At times, students do not care for the entrée after trying it, so we offer them the other items on the tray as well as an additional fruit or item from the trays as they become available. We reserve peanut butter and jelly sandwiches for those emergency situations where a student does not have any lunch.

Please double check with your child as they look over the menu and choose hot lunches. The good news is that they are healthier and much more desirable to most students.

We are extremely grateful for all the hard work that our PTO does in so many areas. We have committed parents that care about our school and the children. Teachers wrote creative grants to submit to the PTO so they could utilize funds to teach students with additional resources and services.

Thank you to all the fundraising and grants that were approved for your child's use. See the Link for individual details about these grants.

*(Continued on next page)*

# Celebrating Student Achievements

By: Mrs. Webb



**Students also  
have been  
participating in  
academic  
celebrations and  
should be  
honored for this.**

Students also have been participating in academic celebrations and should be honored for this. Many students are attending our Math League preparations and have been committing their energies to enhancing their math skills. Thank you to the math coaches and to the parents for helping students get to and from this program. (See list of math students).

At our recent Spelling Bee competition, our own Maeve P. won first place at the district level. She went on to the Regional competition and received 4<sup>th</sup> place at this nerve-wracking event! Congratulations to all the students who participated in the spelling bee and to Maeve for representing Spring Avenue so well. Thank you to Mrs. Faldani for her support with the spelling bee.

In addition, two sixth grade students joined other students from our district schools to participate in the Speech Competition. We would like to honor our own Reilly C. and John C. for receiving two FIRST PLACE winnings each. Congratulations! Thank you to Dr. Kathy Stone for all the hard work and organization of these performances and rehearsals. We also thank Ms. Mia Brown who participated as a Speech Coach.

Every year, Spring Avenue selects one student to honor as our SCOTY award winner. Traditionally, this is a sixth grade student who has exhibited excellent character, kindness and has portrayed an overall outstanding citizenship in all areas. This year was especially difficult to make these nominations, as many sixth grade students portray these positive characteristics. Craig M has been selected as Spring Avenue's SCOTY award win-

ner for 2008-2009. Craig and his family will be honored at the West 40 celebration on March 18<sup>th</sup>.

Along those lines of great citizenship, students have been receiving blue slips for great behavior, and the slips are drawn to have lunch with the principal on a monthly basis. Many students work hard and naturally earn these slips. The Principal of the Day has also been selected from the blue slip drawings. So far, the Principals of the day have been Reilly C., Samantha L., and Jeremiah P.. February's Principal of the day will be Karol G.. Parents are contacted prior to notifying the students so everyone can be involved in this plan.

Please talk to your child about all the ways they try to be good citizens and work hard. They really are amazing! Our current goals include kindness to others, including others in games, and saying and doing things to others that you want done to you.

Let's talk about writing notes and emails to friends and peers that are kind and caring. I know this is an ongoing challenge at times, but working together will definitely help.

As always, we appreciate the support and understanding you provide us as we progress in this area.

Respectfully,  
Mrs. Elizabeth Webb Peterman,  
Principal

## Congratulations to our Continental Math League

### 2nd Grade:

Kathleen C.  
Felix C.  
Joe D.  
Owen F.  
Will H.

### 2nd Grade (continued)

Kate H.  
Ben H.  
Michael M.  
Sean M.  
Reilly M.  
Taylor S.  
Matt S.  
Gabriella S.  
Allison T.

### 3rd Grade:

Aaron A.  
Dylan B.  
Nicole C.  
Rowan C.  
Elizabeth C.  
Jacob H.  
Jordan H.  
Andrew H.  
Seamus H.  
Kaitlyn O.  
Bowen P.  
Andrew P.  
Max R.  
Reno S.  
Nicholas Z.

### 4th Grade:

Jovita B.  
Will B.  
Roxy B.  
T.J. C.  
Christopher F.  
Brendan F.  
Joe H.  
Matthew K.  
Kelly M.  
Sarah OI.  
Maddy P.  
Katie W.  
Joanna Z.

### 5th Grade:

Michael C.  
Emily M.  
Nick R.  
Samantha T.

### 6th Grade:

Charlie B.  
John C.  
Freddie F.  
Peter N.  
Grant T.  
Tyler W.



# The Jonas Brothers

By: MaryKate C.



The Jonas brothers: Joe (middle), Nick (left), and Kevin (right) Jonas.

The answers I received were:

"I really don't like the Jonas Brothers."

"They're the worst band ever!!"

"I'm not crazy about the music, but I think they're cute."

"I'm not obsessed but they're okay."

"Of course. I love them!"

"No."

"No."

"Sure."

"Sure."

"They're okay but I am not a fan the song Love Bug."

"No!!!"

"I think Joe has a better voice than Nick."

"No. I don't even know what they sing."

"I know that they're singers, but I don't know any of their songs."

The Jonas Brothers are three ordinary brothers but also pop stars at the same time. The brothers are Joe Jonas, Kevin Jonas, and Nick Jonas. Joe plays tambourine, sings, and sometimes plays guitar. Kevin sings backup and plays lead guitar. Nick plays guitar, drums, and he sings.

I took a survey on what people thought of the Jonas Brothers at Spring Avenue.

Don't forget to watch The Jonas Brothers 3-D movie in theaters this February.

## The Coolest Inventions of 2008

By: Kelsey S.

Time For Kids has ranked some top inventions of 2008. Here is a little more information about some of the inventions and some students' thoughts about these three inventions.

**Energy Harvester-** This 3.5 pound device goes on your knee and can generate enough energy to power five cell phones. When you wear this you are supposed to walk and it collects the energy you make. It was created by Max Donelan, a scientist who went to Simon Fraser University, in Canada.

*Student thought* – "I think it is good for the Earth. Cool! Instead of powering five cell phones I think it could power seven cell phones." Joey Przybowski, 2<sup>nd</sup> grade.

**TX Active** (clean cement) - In Segrate, Italy there is a street that breaks down smog. Italian inventors spent 10 years on this invention. They say it cut pollutants by about 60%. Buildings can also be made with TX too.

*Student thought* - "This invention is pretty good for the Earth because it keeps the world healthier and cleaner." Mae Lattner, 5<sup>th</sup> grade.

**iLimb** - A mechanical hand, by Touch Bionics, has plastic fingers with monitors in each. People that use this can grasp anything from library cards to giant coffee mugs. Scientists says it was a "thumbs up" invention.

*Student thought-* "I think this invention is cool, and a smart invention.



The iLimb created by Touch Bionics.

This would help people a lot who don't have a hand, I would like to have one." Wes Killian, Kindergarten.

For more information, visit the Time For Kids website:  
[www.timeforkids.com](http://www.timeforkids.com).



# 200 - Already? Celebrating the life of Abraham Lincoln

By: Brandon H., guest reporter


**S**even score and sixty years ago, Abraham Lincoln, the sixteenth President of the United States, was born! President Lincoln was born to Thomas and Nancy Lincoln on February 12, 1809, in a small log cabin in Hardin County, Kentucky. He had an older sister who cared about him a lot, Sally Lincoln. He was small then, but would grow to be on of the biggest, most respected people around.

When Lincoln was nine years old, his mother, Nancy, became very ill and died. A year later, Abraham's Father married Sarah Johnson, who was now Abraham's step-mother.

When Lincoln grew up, he was a lawyer, a postmaster, a boatman, a farm hand and a surveyor. Lincoln got married to Mary Todd. Then, finally in 1834, he got into politics.

From 1834-1842, Lincoln served in the Illinois State Legislature in 1847, became part of the House of Representatives, and in 1860 Abraham Lincoln took on the highest office in America – the President of the United States of America.

In 1861, the Civil War broke out between the North side of America and the South side of America. This



**Abraham Lincoln, also known as Honest Abe, our 16th president.**

war was mainly over one issue – slavery. The North wanted to abolish slavery, while the South wanted to keep slavery going. In 1863, Lincoln signed the Emancipation Proclamation, a document stating it is illegal for Southern states to have slaves. Later in 1863, Lincoln also gave one of the most famous speeches ever – the Gettysburg Address. The address said many things about the Civil War.

In 1864, Lincoln ran for President again. This time, it would be hard to get reelected, because Lincoln was disliked by the South because of the Civil War and his antislavery actions. However, Lincoln won the Presidency again.

In his second term, the Civil War ended. Five days after the war ended, a plan was made by John Wilkes Booth and some friends. They were going to assassinate President Abraham Lincoln, Vice President Andrew Johnson, Secretary of State William Seward, and Civil War General Ulysses Grant, who would become the 18<sup>th</sup> president in 1869. All these events were supposed to take place that night, but George Atzerodt, who was supposed to get Andrew Johnson, drank too much and forgot about the task.

Lewis Powell alias, Paine, who was supposed to assassinate William Seward, attempted but failed to slay Seward. General Grant did not go to the theatre that night with Lincoln, like he was supposed to. Booth was going to assassinate Grant at the theater. The only successful assassination in the plot was against President Lincoln.

The country mourned the death of their beloved President Lincoln. First Lady Mary Todd Lincoln went crazy over her husband's death. Abraham Lincoln is now considered the best president of the United States by some historians.

## Check your Zodiac and Fortune

By: Nick Z.

### March 21- April 29 (Aries)

You are going to do very well in life.

### April 20 - May 20 (Taurus)

You will make an amazing discovery.

### May 21 - June 20 (Gemini)

You will have a fun day today.

### June 21 - July 22 (Cancer)

Your grades will go up.

### July 23 - August 22 (Leo)

There is an adventure waiting for you.

### August 23 - September 22 (Virgo)

A lot of people will want to be your friend.

### September 23 - October 22 (Libra)

Good news will come to you.

### October 23 - November 21 (Scorpio)

You will be famous one day.

### November 22 - December 21

(Sagittarius) You will fulfill your goals.

### December 22 - January 19

(Capricorn) All your hard work will soon pay off.

### January 20 - February 18

(Aquarius) You will be an expert swimmer.


### February 19 - March 20 (Pisces)

You'll be rich someday.

# Arts and Entertainment

## Movie Review: Journey to the Center of the Earth

By Roxy B.



Same Planet, different world, see the unseen! Journey to the Center of the Earth is a science fiction movie about a scientist and his nephew who go on an adventure to the center of the Earth looking for the nephew's brother.

The movie is about an hour or so long and be viewed in the original version or in 3D. Journey to the Center of the Earth is based on the book with the same title.

I liked this movie because it has a lot of action. There is also a lot of suspense; sometimes something will hap-

pen that you won't expect. I recommend this movie because there are some parts that will make your really nervous. Right now in my mind, I can think of a particular part that made me nervous. There was a scene where the main characters are standing on the talc, a thin mineral, and they think they might fall. Maybe they do, maybe they don't. You'll have to see the movie to find out!

If you want to explore a new world, see the movie Journey to the Center of the Earth!

## Rules by Cynthia Lord

By: Abby Y.

Rules, by Cynthia Lord is a great novel for third through sixth graders. This book is a Newbery Honor Award and won the Schneider Family Book Award.

This book is about a 12 year old named Catherine who has an autistic little brother named David. Catherine makes a list of rules for David, but they seem to not be working. She wonders if anything will turn

out normal in her lifetime. Things turn around when she meets a disabled boy named Jason who lets her recognize the smaller things in life.


I would rate this book a 5 out of 5 bookmarks because this author uses descriptive words and paragraphs that are kid friendly.

This book teaches us that everyone is a person even if they have a disability.

This weeks book is rated:

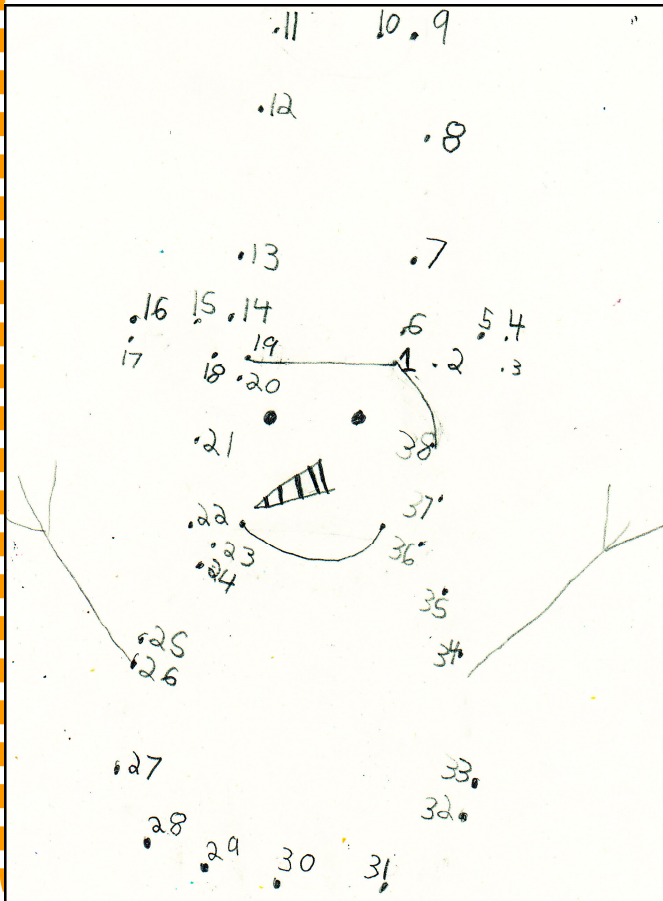


5 out of 5 Bookmarks



# Arts & Entertainment

By: Matthew K.



## «TRIVIA»

1. The Empire State building has \_\_\_\_\_ stories.  
A) 312  
B) 66  
C) 102
2. The Sears Tower has \_\_\_\_\_ stories.  
A) 110  
B) 40  
C) 260
3. The tallest building in the world has \_\_\_\_\_ stories.  
A) 1,000  
B) 137  
C) 738

Answers  
1) 102 2) 110 3) 137



By: Nick Z.

Your prompt is: What would you do if you found \$ 1 million dollars? Why?

---

---

---

---

---

---


---



# Creative Corner

By: Anna S.

## Make your own Pinecone Birdfeeder



### Supplies:

Pine cone  
Butter knife (\*parent supervision needed when handling!)  
smooth peanut butter  
Birdseed  
sturdy string  
scissors

### Steps:

- 1) Cut a long length of string to hang the bird feeder.
- 2) Attach the string to the pinecone, by looping it around the pinecone a few sections down from the top. Leave a loop at the top to hang.
- 3) Place the pinecone on a hard surface that can get dirty.
- 4) Using the butter knife, spread the peanut butter inside and around the edges of the pinecone. Use plenty of peanut butter and make sure to cover every part!
- 5) Sprinkle the birdseed on the pinecone until all of the peanut butter is covered.
- 6) Hang your bird feeder on a tree branch.

Now you can do some bird watching while the birds enjoy their treat!

## Puppy Chow Snack Mix


### Ingredients:

1 bag (12 oz.) chocolate chips  
1/2 cup butter  
1 cup peanut butter  
1 box Crispix cereal  
1 - 1/2 cups confectioners sugar

### Steps:

Melt chocolate chips, butter & peanut butter over medium heat. Stir to blend. Pour over Crispix in large bowl. Pour confectioners sugar in paper grocery bag. Add Crispix and shake vigorously until it breaks apart.

\* For a peanut-free Puppy Chow substitute the peanut butter for 1/2 tsp of vanilla.



# Teacher Spotlight

By Brenna S.



## Meet Miss McGinnis


- » Her favorite colors are all bright ones.
- » She's worked here 8 fun filled years.
- » She's taught 2 years of 6th grade, and is now in 3rd grade.
- » Before she worked at Spring Ave she was a waitress and read a lot of books.
- » Her grade school was Butterfield School.
- » Her high school was Glenbard East.
- » Her college was Illinois State, National Lewis, and the University of Illinois.



## Meet Mrs. Zale

- » Her favorite color is purple.
- » She's worked here at Spring Ave for 15 years.
- » She has taught 1st grade every year.
- » Before she worked here she painted.
- » She likes traveling and playing tennis.
- » Her grade school was Immaculate Conception.
- » Her high school was St. Michael's.
- » Her college was Illinois State.





## Lion Listeners

By Toni M.

Dear Lion Listeners,

What should I do if I am being bullied at school?

- Looking for Advice

*"Say I don't like it. Or tell a teacher, or Mrs. Webb."*

Michelle Kleidon, 3<sup>rd</sup> grader

*"You could talk to a teacher, ignore it, and be the bigger person, let the person know how you are feeling."*

Ms. Witte, 3<sup>rd</sup> grade teacher

*"Take a breath and tell them how you feel; tell a teacher."*

Mrs. B, Kindergarten teacher

Dear Lion Listeners,

My friend and I got in a fight what should I do?

- Sad and Confused

*"You should talk with your friend about what happened. It might have been a misunderstanding. Be respectful of your friend's feelings. I hope it works out."*

Ms. Brown, Reading specialist

*"Talk it over together. Use I messages, try to understand each others feelings."*

Mrs. Caylor, 1<sup>st</sup> grade teacher

*"Rest a day then talk calmly to her"*

Mrs. Horton, Office Assistant

*"Tell them how you feel"*

Kendall Fresca, 4<sup>th</sup> grader

*"Apologize first if they don't apologize"*

Maria Mendez, 6<sup>th</sup> grader

*"Give your friend a gift and say I am sorry"*

Karol Gomez, 3<sup>rd</sup> grader

# Happy GREEN Year!

By Michael C.

## What Does It Mean To Be Green?

The color green reminds us of nature and life on our planet. That's why we use the word "green" to describe anything that helps keep our planet green and healthy.

Now, more than ever, it's important to be green. Our planet is in trouble, and people are the problem. Were using up the planet's natural resources and causing changes that can harm our land, water, air, animals, and plants. But people can also be the solution. ALL OF US can do things that can nurse our planet back to health, and keep it healthy.



## Are You a GREENius?



### Take this True or False Quiz!

1. It's OK to keep a cell-phone charger plugged in all the time.

☐

2. When it comes to living green, the 4R's are reduce, reuse, recycle, and reread.

☐

3. People in the US use 100 billion plastic bags a year.

☐

4. Most paper can't break down in modern landfills.

☐

5. It hurts the environment to put fruit and vegetable scraps into a compost pile.

☐

6. A few drops of food coloring in your toilet tank can show you how to save water.

☐

7. Burning coal and oil as fuel Produces CO<sub>2</sub>, which is always Good because plants need it.

☐

1=F, 2=F, 3=T, 4=T, 5=F, 6=T, 7=F  
Answers to "Are You A GREENius"

## Remember the 4R's

- Reduce the amount of trash you make
- Reuse whatever you can such as bags, jars, and paper
- Recycle glass, metal, paper, and plastic
- Reject buying things you don't really need or things that come with a lot of packaging

## New Years Resolution

Try to make 2009 a greener year by following these tips:

- Use bio-degradable garbage bags
- Walk instead of driving
- Use your own shopping bags
- Fix leaky faucets
- Turn off lights when you're not in the room
- Try not to use an air conditioner, instead, use a fan or open a win-

Read more about being green in *Ranger Rick* magazine!

## Lost & Found

By: Toni Mendez

- blue and black Nike jacket
- brown and orange shoes 1.5
- 3.5 shoes blue and yellow
- Red earmuffs
- blue and black glove
- gray and blue football glove

Please contact the office if any of these items belong to you.

## Important Dates

By: Toni Mendez

**March 4-** Kindergarten Round Up

**March 6-** Fun Fair

**March 10-** Orchestra\ Choir Concert

**March 12-** Band Concert

**March 18 -**Fun Lunch

**March 23—March 27-** Spring Break

**April 14-** 6<sup>th</sup> graders visit Gurrie Middle School

Visit the website for more important dates.




### Helpful tips for Salmonella outbreak related to peanut butter paste.

You may have seen in the news and from the media, information about **salmonella nationwide outbreak** that is believed to be associated with peanut butter that is institutionally served in food service

and used as peanut butter paste in cakes, cookies and crackers.

For assistance on which peanut butter products are being recalled as of 1/27/09 the FDA website has product recall information listed at: <http://www.accessdata.fda.gov/scripts/peanutbutterrecall/index.cfm>.

The FDA website will be updated as new information becomes available.



### A Lion's Life Newspaper Staff

#### Editors:

Emily A.  
Emma H.  
Grace L.  
Ginny S.  
Hallie V.

#### Layout/Design:

Michael C.  
Hannah M.  
Tommy M.  
Kelsey S.  
Nick Z.

#### Photographers:

Hannah B.  
Kelly M.  
Thad P.  
Maddy P.  
Brenna S.  
Keely S.

#### Reporters:

MaryKate C.  
Brandon H. (guest reporter)  
Matthew K.  
Toni M.  
Anna S.  
Breena S.  
Kelsey S.  
Abby Y.

#### Reader Feedback

Please share your thoughts.  
Email the advisors,

Ms. Marek  
[jmarek@d105.net](mailto:jmarek@d105.net)

Miss Maschmeyer  
[jmaschmeyer@d105.net](mailto:jmaschmeyer@d105.net)

# February is National Children's Dental Health Month



## From the Nurses Corner

National Children's Dental Health Month (NCDHM) turns 60 this year.

Each February, since 1949, the American Dental Association (ADA) has sponsored National Children's Dental Health Month to raise awareness about the importance of oral health.

**"Turn Up Your Smile Power"** is this year's theme for National Dental Health Month. Three of the most important habits parents can encourage in their children for a lifetime of healthy smiles are:

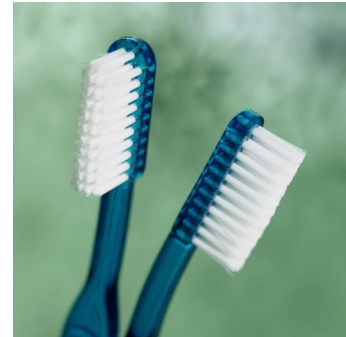
1. Brush teeth twice a day.
  - Introduce brushing by the age of two.
  - Flossing teeth is important to dental health.
2. Visit the dentist every 6 months to ensure good oral

health

- Visit the dentist six months after the eruption of first tooth
- Tooth decay is still the most common chronic childhood disease, five times as common as asthma with poor oral health resulting in 52 million missed school hours.
- Tooth decay can occur at any age including in the very young and if left untreated, can negatively impact a child's ability to eat, speak, sleep and learn.

3. Make mouth guards a part of any sport activity

- 5 million teeth are knocked out each year. Many of these injuries could have been prevented by having a child wear a mouth guard during sports activities.
- Mouth guards help protect a child's teeth from being knocked out, chipped or broken and can save a child from needing oral surgery to replace a tooth.



Developing good habits at an early age and scheduling regular dental visits helps children get a good start on a lifetime of healthy teeth and gums.

The State of Illinois requires dental exams for ALL children in Kindergarten, 2nd and 6th grade by May 15th, 2009.

Please send in your dental forms before the deadline. If dental assistance is needed contact:

**All Kids**

[www.allkids.com](http://www.allkids.com)

1-800-255-5437.

Contact your School Nurse if further assistance is needed. **Keep Smiling!**

# **NEWS FROM THE ART ROOM**

**Volume 1, Issue 3**

**Wednesday March  
4 2009**

## **2nd Quarter Art Class**

FIRST GRADERS decorated the halls with painted snowmen. They then used their imagination to create a "Moonbird" based on the 1959 Academy Award winning cartoon by the same name. After designing our own moonbird, we viewed the cartoon. You could view this cartoon at home by going to Youtube and searching for Moonbird by John Hubley.

SECOND GRADERS used cut paper to make toy soldiers that correlated with their field trip to the Nutcracker. We just finished learning about perspective with our "Trees in Snow" pictures. We are currently working on Chinese dragons to wish everyone good luck in the new year.



THIRD GRADERS used simple printmaking techniques to make holiday poinsettias. We then began to look at the art of Grandma Moses and discuss how she made her scenes look as though they are going back into the distance; we then made our own versions of a snowy landscape.

FOURTH GRADERS began their study of pattern by weaving with felt strips. We then took the completed weaving and made them into pillows with the help of Mrs. Stavrou and some 7th grade students. We are now weaving small wallhangings.

FIFTH GRADERS learned about the southwestern style pottery from the Acoma pueblo and made their own bowls in the style of the artist, Lucy Lewis. We then moved on to cartooning and "Wacky Faces".

SIXTH GRADERS made hand tattoos with scratch art paper after looking at various forms of henna tattooing from Asia, India and North Africa. We are now beginning work with pen and ink to create Chinese style dragons focusing on texture details.




# P.E. Newsletter

March, 2009

Hello again!

Manners matter, kindness counts, and respect ROCKS came alive in the month of January! The rock wall was finally installed and students from all grade levels were eager to take on the challenge! The wall was a test for all. At Spring Avenue we focused on everyone becoming successful in their own way! Some focused on “just hanging on,” while others took risks climbing with their back to the wall. No matter what the skill level, all were encouraged to have fun and push themselves to be better than when they started. Overall the rock wall was a huge success leaving all wanting more!



## **Jump Rope for Heart**

On January 30<sup>th</sup> the Jump Rope Warrior came to Spring Avenue and wowed the children by teaching a workshop for each individual class (ask your child to perform a trick!). At the end of the day an all school assembly gathered in Gurrie's gymnasium to watch a spectacular show. The highlights of the show were the Spring Avenue students' partner jumping and double dutching along side the Rope Warrior, along with the amazing glow in the dark spectacle! It is a special day when you get to promote a “healthy living style” to the entire student body and staff!

\*\*In total we gathered over \$4500 and thank all who helped the American Heart Association in its relentless effort to find a cure for heart disease and stroke!



## **Sports Club**

Also, beginning in April I am planning on starting an after-school sports club that would meet every Tuesday night at 3:00 P.M. for an hour, until the end of the year. This would only be available to the *fifth* and *sixth* grade students. Activities which would be explored include rock climbing, volleyball, handball, flag football, soccer, kickball, badminton, running (possibly a 5k) and more. If your son or daughter is in 5<sup>th</sup> or 6<sup>th</sup> grade, permission slip must be filled out. Please go online to PE website or get a form from Mr. Arneson. The form needs to be returned by April 1<sup>st</sup>! If there is a huge turnout, we may have to split the groups. We will keep you updated.

## **P.E. RIGHT NOW!**

As this letter goes out we will have just begun our floor hockey & pillow polo units. We will be focusing on safety, object manipulation, locomotor movements, and fitness skills! Incorporated within this unit are many “lead-up” games which emphasize hockey concepts & maximizing participation!

Thanks for your time and interest,  
Mr. Arneson