

# 2024-2025 Mid-Year Student Performance Update

February 24, 2025



# Mid-Year Assessment Update

## **Winter MAP Reading and Math Update**

- Spring FY24 – Winter FY25 Student Progress
- Winter FY25 Student Achievement
- A “temperature check” for D105

## **Spring-winter growth analysis history**


- COVID disrupted ability to perform spring-winter growth analysis in FY21 and FY22
- Spring-Winter Progress Analysis = students meeting approximately  $\frac{1}{2}$  annual target
- Not an official MAP target

Mid-Year  
**Student Progress**  
2024-25 School Year





# FY25 Winter Results – Summary

## **Spring 2024-Winter 2025 Overall Progress**

-  Both Math and Reading FY25 progress results are at or above highest progress results to date

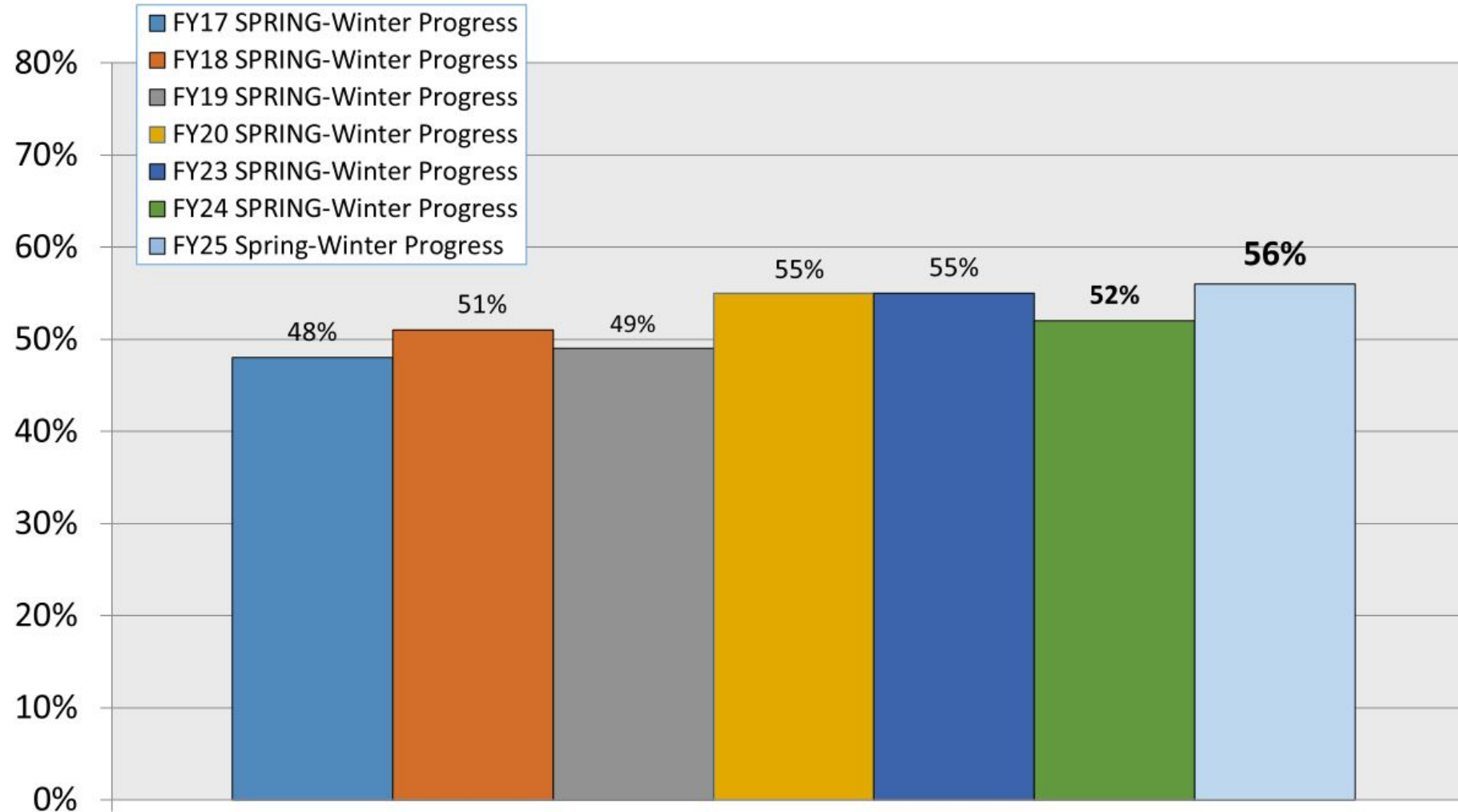
## **Winter i-Ready Math Diagnostic (Kdg-5th) - January**

Typical Annual Growth and Stretch Annual Growth

-  • 62% of way to meeting typical annual growth
-  • 45% of the way to meeting targeted stretch goal
  - Stretch Goal - Key metric to examine since meeting annual stretch target addresses achievement gap

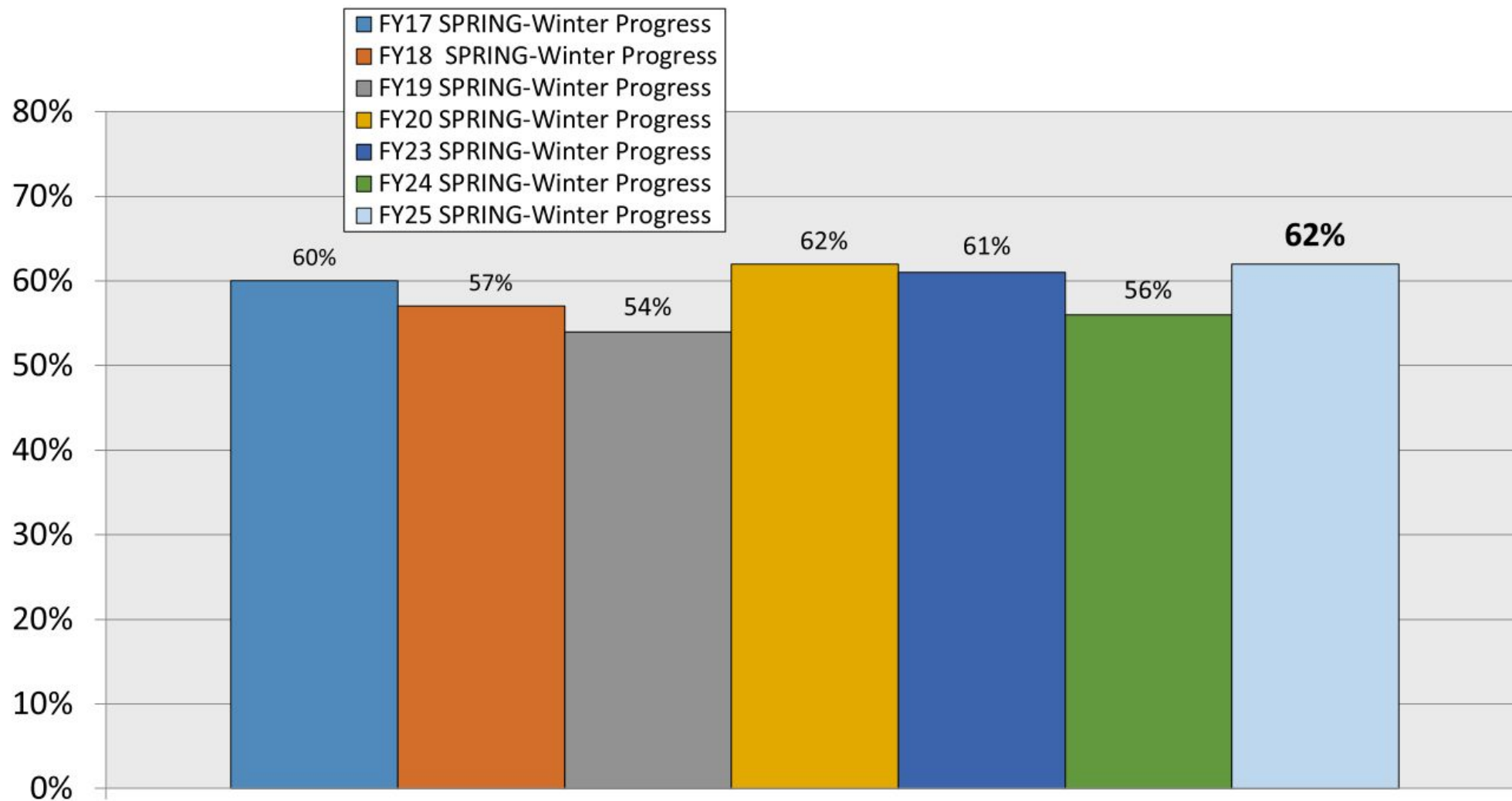
## Overall District Progress - MATH

Percentage of students meeting or exceeding winter growth targets  
MAP 2025



## Overall District Progress - READING

Percentage of students meeting or exceeding winter growth targets  
MAP 2025



*LaGrange School District 105 Dashboard*  
*2024-2025 Mid-Year Student Performance Year Update*

Goal Description	Subject Area	3 Year <i>Spring - Winter Progress</i> <i>Rolling Average</i>	FY25 <i>Spring - Winter Progress</i> <i>Actual</i>	FY24 School Year-End <i>Target</i>	Status
<p>District 105 students will <b>meet annual progress targets</b> in Math and Reading</p> <p>District 105 grade levels will rank at or above the <b>90<sup>th</sup> percentile nationally in annual progress</b> in math and reading.</p>	Math Progress	55%	56%	63%	
	Math Progress	<i>National rankings not available for Spring-Winter progress term</i>	<i>National rankings not available for Spring-Winter progress term</i>	<b>90<sup>th</sup> percentile rank nationally</b>	
	Reading Progress	59%	62%	63%	
	Reading Progress	<i>National rankings not available for Spring-Winter progress term</i>	<i>National rankings not available for Spring-Winter progress term</i>	<b>90<sup>th</sup> percentile rank nationally</b>	

**STATUS:**

Red Not progressing toward target – top area of concern  
Yellow Progressing but all targets are not met  
Green Progressing effectively

DASHBOARD LAST UPDATED: February 2025



Mid-Year  
**Student Achievement**  
2024-25 School Year





# FY25 Mid-Year Achievement

## Winter Overall Achievement

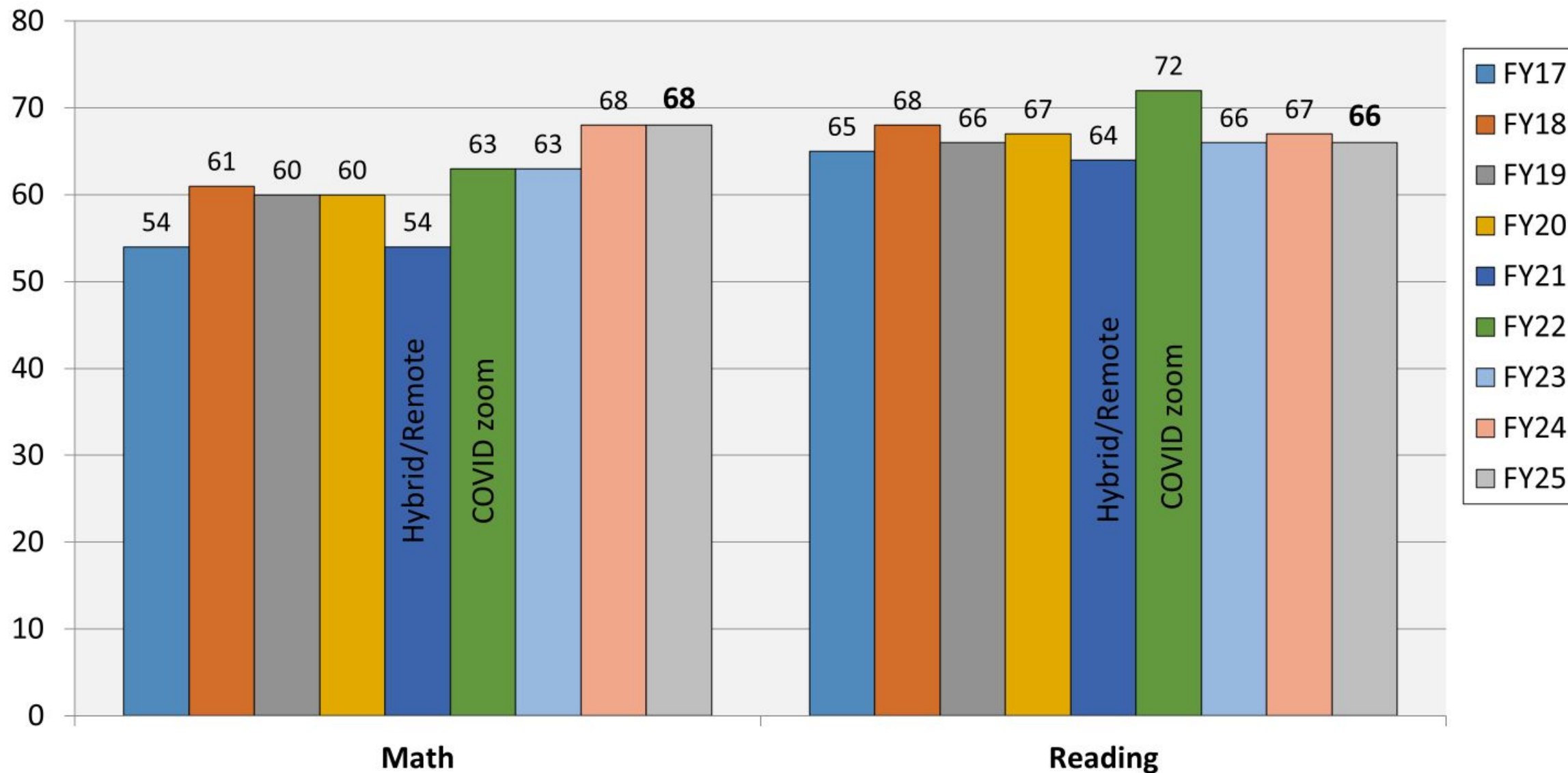
- ✚ • Math winter achievement matches highest achievement historically
- ▲ • Reading winter achievement consistent with historical data

## Winter Overall Achievement Rankings

- ✚ • Math and Reading achievement rankings up from winter 24 - winter 25
- ✚ • This means our overall average RIT score has increased as well

# Overall District Achievement

Percentage of students at or above 50<sup>th</sup> percentile  
Winter 2025



*LaGrange School District 105 Dashboard*  
*2024-2025 Mid-Year Student Performance Year Update*



Goal Description	Subject Area	3 Year <u>Winter Achievement</u> <u>Rolling Average</u>	<del>FY24</del> <u>Winter Achievement</u> <u>Actual</u>	<del>FY24</del> School Year-End <u>Target</u>	Status
District 105 students will be <b>at or above grade level achievement standards.</b>  District 105 grade levels will and rank at or above the <b>85<sup>th</sup> percentile nationally in in grade level achievement</b> in math and reading.	Math Achievement	65%	68%	70%	
	Math Achievement	75 <sup>th</sup> percentile rank nationally	86 <sup>th</sup> percentile rank nationally	85 <sup>th</sup> percentile rank nationally	
	Reading Achievement	66%	66%	73%	
	Reading Achievement	75 <sup>th</sup> percentile rank nationally	79 <sup>th</sup> percentile rank nationally	85 <sup>th</sup> percentile rank nationally	



**STATUS:**

- Red Not progressing toward target – top area of concern
- Yellow Progressing but all targets are not met
- Green Progressing effectively

# Winter FY24 - Winter FY25

## MAP Mean RIT Scores and Achievement %ile Rankings by Grade

Grade	Winter Math FY24		Winter Math FY25	
	Mean RIT	Mean %ile Rank	Mean RIT	Mean %ile Rank
K	155.1	91 <sup>st</sup>	154.5	91 <sup>st</sup>
1	173.9	85 <sup>th</sup>	174.1	85 <sup>th</sup>
2	188.9	88 <sup>th</sup>	189.4	88 <sup>th</sup>
3	198.7	76 <sup>th</sup>	199.1	77 <sup>th</sup>
4	207.4	66 <sup>th</sup>	209.9	72 <sup>nd</sup>
5	217.1	69 <sup>th</sup>	219.0	75 <sup>th</sup>
6	224.0	76 <sup>th</sup>	227.5	81 <sup>st</sup>
7	232.0	84 <sup>th</sup>	234.1	89 <sup>th</sup>
8	245.0	97 <sup>th</sup>	240.7	91 <sup>st</sup>
Median Rank		84 <sup>th</sup>	Median Rank	86 <sup>th</sup>

### Year-End Targets in Math and Reading

#### *Achievement*

- 85<sup>th</sup> Percentile Ranking
- Top 15% of districts in student Achievement by spring

# Winter FY24 - Winter FY25

## MAP Mean RIT Scores and Achievement %ile Rankings by Grade

Grade	Winter Reading FY24		Winter Reading FY25	
	Mean RIT	Mean %ile Rank	Mean RIT	Mean %ile Rank
K	148.5	81 <sup>st</sup>	151.5	87 <sup>th</sup>
1	167.5	75 <sup>th</sup>	168.6	79 <sup>th</sup>
2	182.2	67 <sup>th</sup>	183.4	72 <sup>nd</sup>
3	196.0	69 <sup>th</sup>	196.3	70 <sup>th</sup>
4	206.2	75 <sup>th</sup>	206.5	77 <sup>th</sup>
5	212.0	71 <sup>st</sup>	214.3	79 <sup>th</sup>
6	218.8	79 <sup>th</sup>	219.4	81 <sup>st</sup>
7	221.2	74 <sup>th</sup>	224.3	84 <sup>th</sup>
8	228.0	86 <sup>th</sup>	227.3	83 <sup>rd</sup>
Median Rank		75 <sup>th</sup>	Median Rank	79 <sup>th</sup>

### Year-End Targets in Math and Reading

#### ***Achievement***

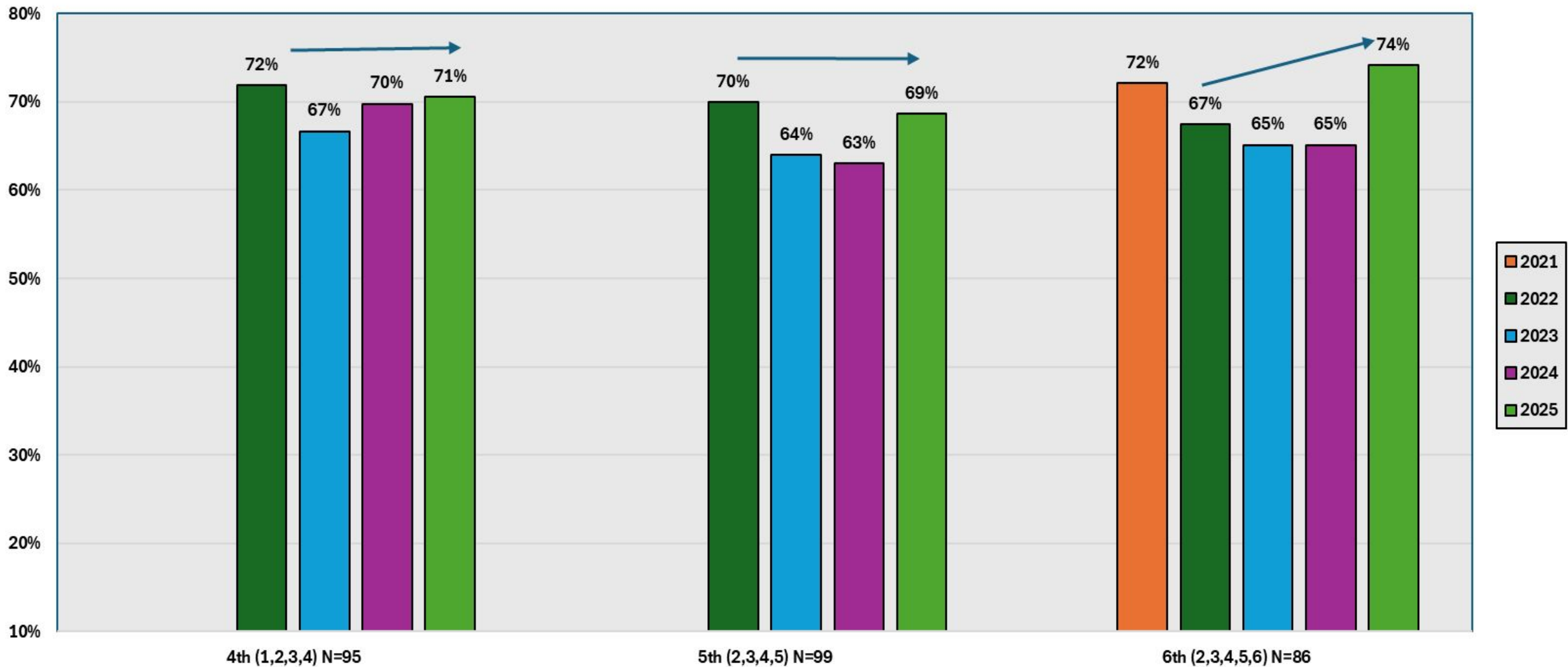
- 85<sup>th</sup> Percentile Ranking
- Top 15% of districts in student Achievement by spring

# Mid Year 2024-2025 Student Achievement COHORTS

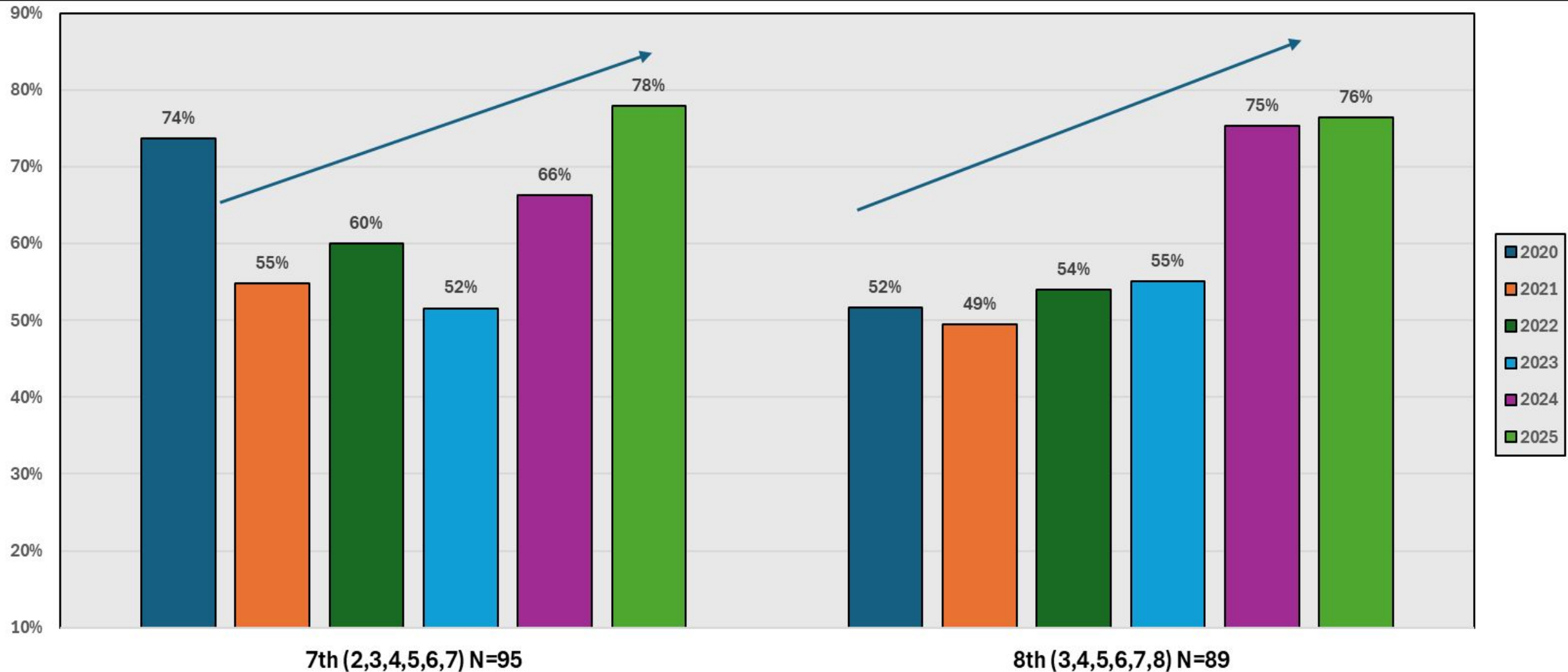




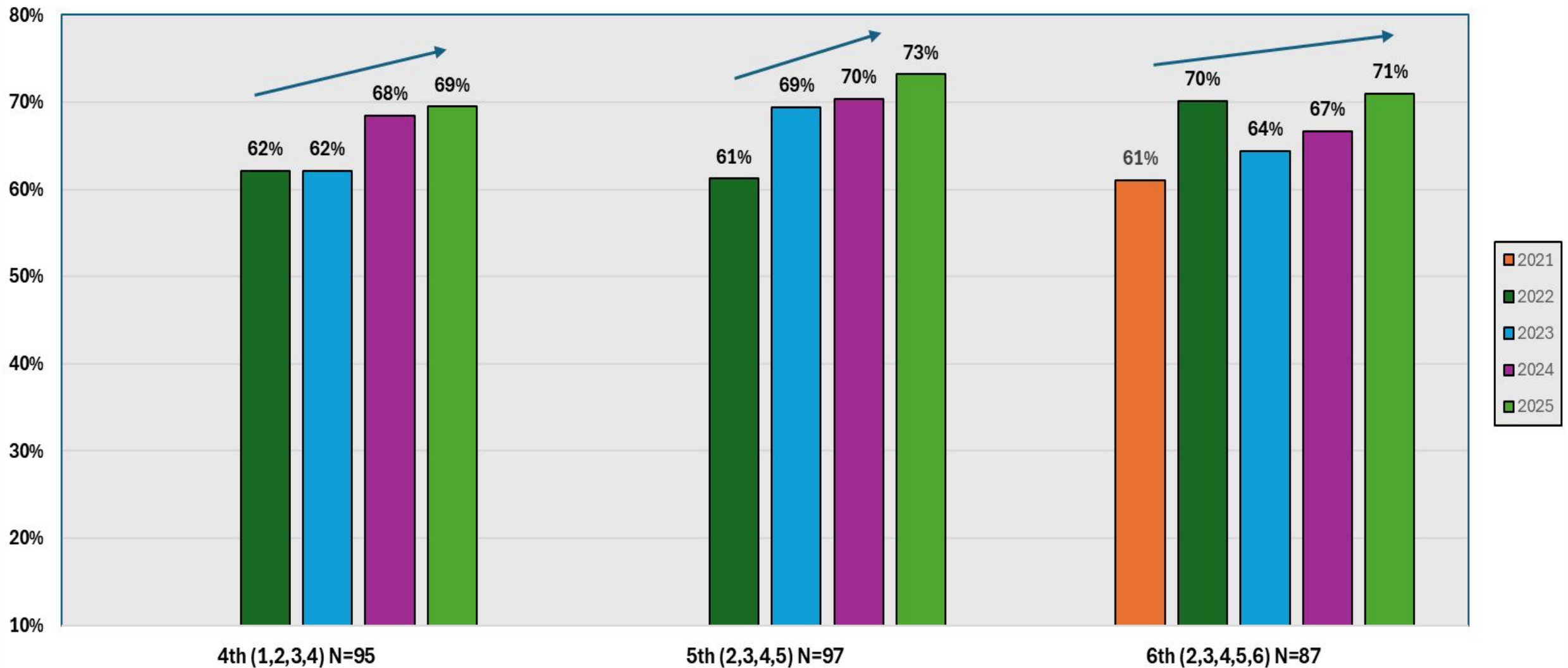
# Winter FY25 MAP MATH Achievement COHORTS %ile At or Above Grade Level



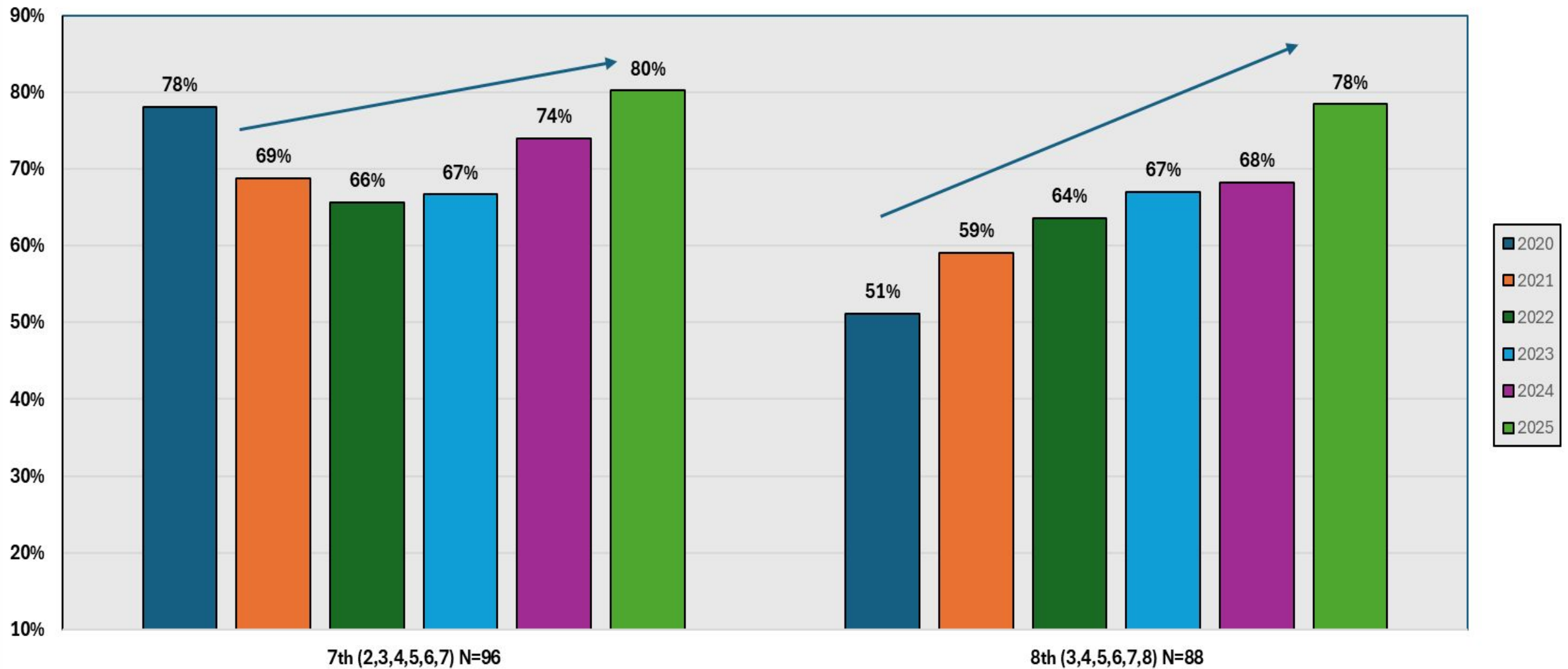
# Winter FY25 MAP MATH Achievement COHORTS %ile At or Above Grade Level



# Winter FY25 MAP Reading Achievement COHORTS %ile At or Above Grade Level



# Winter FY25 MAP Reading Achievement COHORTS %ile At or Above Grade Level



# ***Next Steps / Focus Areas***

## **Staff Winter Data Meetings**

- Winter data meetings
- Consider multiple data points (MAP, IAR, Classroom assessments, Fastbridge)
- Disaggregate data - subgroups
- Define school and student strengths and areas of opportunity

## **Professional Learning and Programming**

- Primary Focus: New Math Programming PD ongoing
- SIOP connections within Math and across content areas
- IL Comprehensive Literacy Plan - areas of strength/need (active committee work)
- Sustaining implementation - Writing, Social Studies, SIOP, Foundations

## **Upcoming Assessment**

- Illinois Assessment for Readiness (IAR) - March
- MAP - May

Questions?